

GB20T/EN

This modern styled spherical loudspeaker is especially suitable for use in rooms with high ceilings. Due to the high opening angle it allows a uniform sound of the listening surface. The excellent distribution of the sound in combination with a balanced frequency response can solve many problems that arise in high rooms with a difficult acoustic environment. The ideal application of this loudspeaker is in large volume rooms with high ceilings, e.g. Supermarkets, department stores, waiting-rooms of e.g. Airports, factories, etc. This product is characterized by its excellent speech intelligibility and background music.



EN54-24:2008 0905-CPR-00284 TYPE B

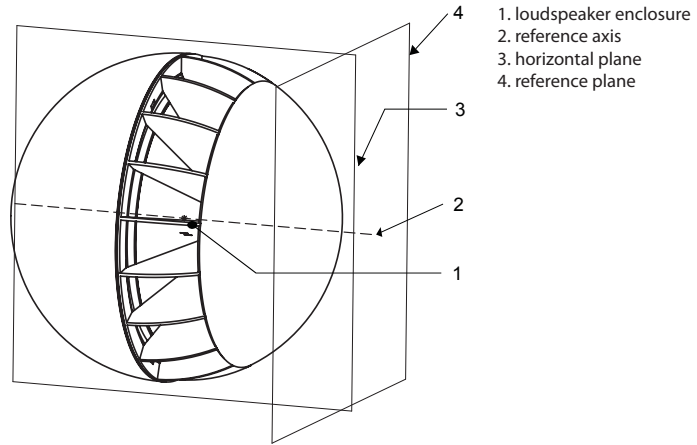
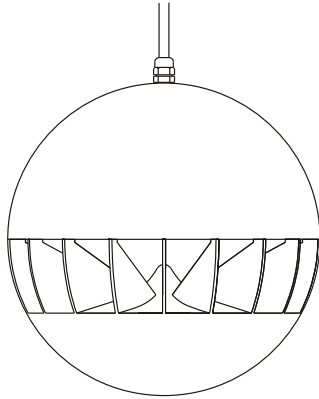
● Standard	Compliant to EN54-24
● Electrical	
Rated power, Watts	20
Tappings 100 volt line, Watts	20/10/5/2.5
Transformer Impedance, Ohms 100V	500/1k/2k/4k
Tappings 70,7 volt line, Watts	10/5/2.5/1.25
Driver Impedance, Ohms	8
Effective Frequency Range, Hz (BSEN60268-5)	80-18,000
S.P.L. @ 4m, 1watt, dB, 1/3 Octave, 1KHz	78
S.P.L. @ 1m, 1watt, dB, Test Signal Bandwidth 100Hz-10kHz	97
S.P.L. @ 4m, Full power, dB, 1/3 Octave 1 KHz	85
S.P.L. @ 1m, Full power, Test Signal Bandwidth 100Hz-10kHz	110
Dispersion at 1k/2k Hz, Degrees	82/37 Horizontal 90/35 Vertical
● Environmental	
IP Rating	33
Min/Max amb temp	-25°C to 70°C
Relative Humidity	≤95%
● Mechanical	
Dimension, mm	Ø254
Net weight, kg	2.4
Colour (Unless Specified)	White RAL9016
Material	Low smoke zero halogen UL-94V0 Plastic with UV inhibitors
Mounting	Pendant hung
Safety	Ceramic Block Thermal Fuse



INSTALLATION GUIDE

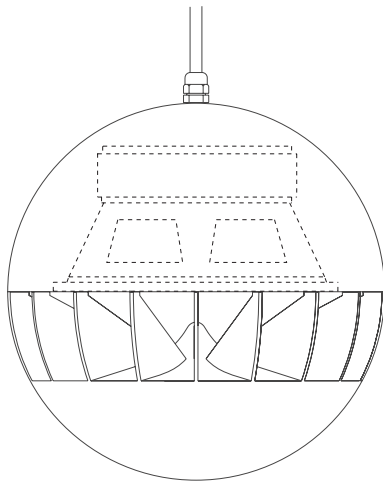
GB20T/EN

EN54-24:2008
0905-CPR-00284
TYPE B



**With Transformer:
100V/70V line**

	White wire plus tapping				Black
100V	2.5W	5W	10W	20W	COM
70V	1.25W	2.5W	5W	10W	COM
IMP (Ω)	4K	2K	1K	500	



1) The pendulum suspension has a 5-core and tensile braided cable, which at the same time is used for power adjustment (watts). The GB 20T/EN is suitable for evacuation announcements and is delivered without a flame (or fire) inhibiting cable.

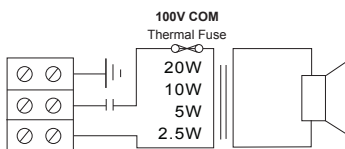
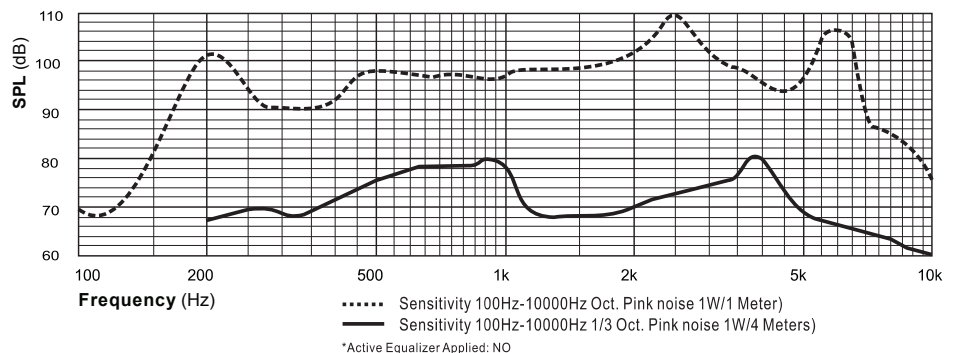
2) To At the top of the speaker are the matching cable colors corresponding to the wattages from 20 to 2.5 watts. To change the power, take the appropriate color (black is always common) and connect accordingly.

The speaker is to be connected to the ceiling / beam in a junction box (not provided) with a braided cable with strain relief.

The anchoring must always be well secured, otherwise there is a risk of slipping of the speaker.

Cable recommendation : Fire retardant cable with strain relief, diameter between 6.5 mm to 9 mm for fitting, length upon customer requirement.

Frequency response



Circuit Diagram

Disclaimer: We reserve the right of changes and errors.



ATEIS Europe B.V.
Celsiusstraat 1, 2652 XN Lansingerland, Netherlands
Phone +31 (0)10 208 86 90, www.ateis-europe.com, info@ateis-europe.com

